



COATING EQUIPMENT CATALOGUE

+86 198 1853 3191 – Mr. Tareq Salah
info@fasterhz.com
www.fasterhz.com

X-700



Size: External size : **7000*5500*3300mm** (LxWxH)
Internal size : **6900*3900*2600mm** (LxWxH)




X-700型

Product name	Configuration data
Room system	High-temperature-resistant and fire-proof manual purification boards, with a heating frame inside and sealed edges on all sides. The thickness of the insulation board is 50mm, the double-layer color steel plate is 0.5mm, and the rock wool bulk density is 120kg/cubic
Gate system	Folding four large foldable explosion-proof sheet metal large glass door, with builtin 51.2mm high-strength frame. The door opening size is W:3200mm×H:2600mm, the single door size is W:800mm×H:2600mm
	There is a safety working door on one side of the room, equipped with a safety pressure lock device. Size: W:650mm × H: 1800mm.
Fan system	One 7.5kw DDF fan takes in the air, and the total air supply is 25000m ³ /h. 7.5KW DDF fan is configured Exhaust air, the exhaust air volume of each fan is 25000m ³ /h
Air filtration system	①air inlet cotton is used at the air inlet of the fan;②Special sealing cotton is used at the air inlet of the bellows for primary filtration; ③The top of the static pressure chamber adopts CC-800XU high-grade filter cotton ;④The bottom of the steel grille is equipped with a bottom cotton paint mist filter felt ⑤Two layers of paint mist filter cotton are used at the exhaust box.
Heating system	Electrical heating ,diesel heating ,natural gas heating
Lighting device	LED integrated lamp,The ceiling light is equipped with 8 groups, each group has 4 lamps , distributed on both sides of the spray booth and hung on the top of the spray booth at a 45-degree angle. The waist light is equipped with 9 groups achieve an illumination of 1000 lux ;Lighting power: 2KW
Electronic control system	Vertical penetrating electric control cabinet, including button control, power switch, lighting switch, heating switch, fan switch, fault indicator, emergency stops witch; equipped with spray paint and baking paint Timing, over-temperature alarm, leakage protection, emergency stop and other functions, simple operation, high degree of automation
Base system	Height: 300mm, the whole grille is made of 30*5mm flat iron and 8# thread welding, bearing capacity is 1000kg/ wheel
Water based paint system	Equipped with water-soluble paint quick drying system, 2*0.55kw water-based paint fans, 32 water-based paint mouthpieces
Air duct system	4 sections of 2600mm square hair dryer (1 meter per section).
Bellows system	40*40mmgalvanized square pipes, and the outside is equipped with an external door made of 1.0mm galvanized sheet, and the box body is separated from the room body 100mm,
Gross power	16-42KW



X-600



Size:

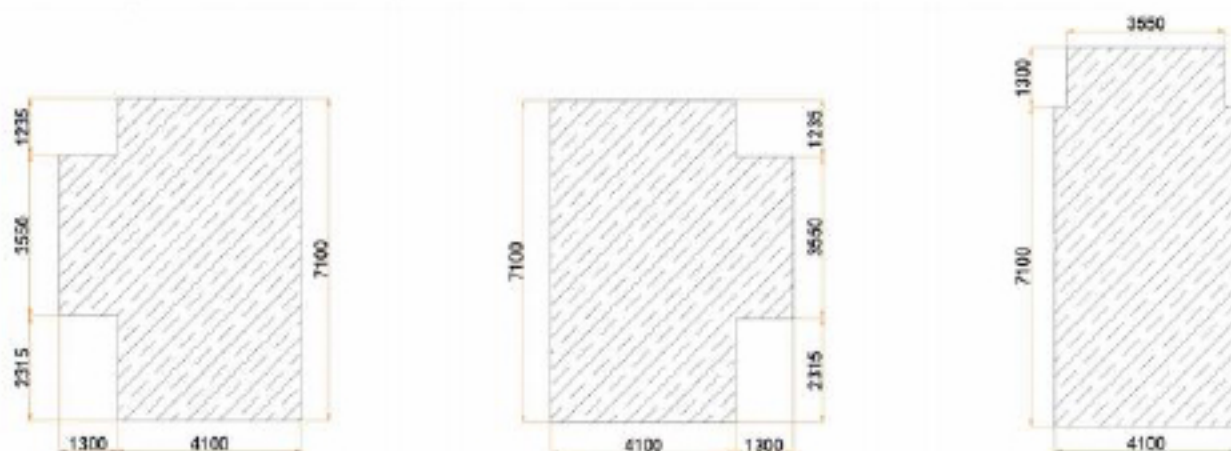
External size: 7000*5300*3300mm (LxWxH)

Internal size: 6900*3900*2600mm (LxWxH)




X-600

Product name	Configuration data
Room system	The wallboard of the house adopts 50mm fireproof rock wool board, the thickness of the insulation board is 50mm, and the single-layer color steel plate 0.426 mm, the bulk density of rock wool is 120 kg/cubic;
Gate system	Four large foldable sheet metal glass doors, high-strength frame, external mortise lock, glass. The door opening size is W:3200mm×H:2500mm, and the single door size is W:800mm×H:2500mm; There is a safety work door on one side of the house, equipped with a safety pressure lock device, the size of the small door opening is: W: 650mm ×H: 1800mm
Fan system	①YDW double-inlet fan, 2 sets of 4kw fans enter the air, total air supply volume of 25000m ³ /h, ② The exhaust fan DKF double-inlet fan. a total of 7.5KW fan is configured for exhaust air. The exhaust volume of each fan is 20000m ³ /h
Air filtration system	①The special air inlet cotton is used for primary filtration at the air inlet of the fan;②Special sealing cotton is used at the air inlet of the bellows for primary filtration; ③ The top of the static pressure chamber adopts CC-800XU advanced filter cotton for high efficiency filtration;④Two layers of paint mist filter cotton are used at the exhaust box.
Heating system	Electrical heating ,diesel heating ,natural gas heating
Lighting device	LED Integrated lamp, The ceiling lamp is equipped with 8 groups, each group has 4 light tubes, and the illumination reaches 800 lux, the light boxes are evenly distributed on both sides of the spray booth and suspended from the top of the spray booth at a 45-degree angle. Lighting power: 0.9KW. Wall panel LED lighting.
Electronic control system	Including button control, power switch, lighting switch, heating switch, fan switch, fault Indicator light, emergency stop switch; equipped with spray paint and baking paint protection, Timing, over-temperature alarm, leakage emergency stop and other functions, simple operation and high degree of automation.
Base system	Height: 300mm, 30*5mm flat iron 2 rows of steel grille, 2.3mm galvanized pattern plate 3 rows of pattern plate
Air duct system	4 sections of 600mm square hair dryer (1 meter per section).
Bellows system	40*40mmgalvanized square pipes, and the outside is equipped with an external door made of 1. 0mm galvanized sheet, and the box body is separated from the room body 100mm,
Gross power	16-42KW



X-500

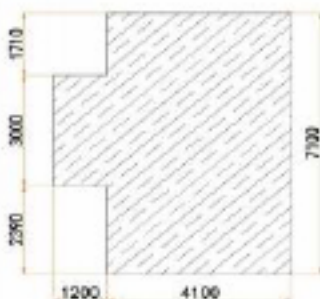


Size: External size: 7000*5300*3300mm (LxWxH)
Internal size: 6900*3900*2600mm (LxWxH)



X-500

Product name	Configuration data
Room system	The wallboard of the house adopts 50mm fireproof rock wool board, the thickness of the insulation board is 50mm, and the single-layer color steel plate 0.376mm, the bulk density of rock wool is 120 kg/cubic;
Gate system	Three large folding glass doors made of sheet metal, built-in δ 0.8mm frame, external mortise lock, The size is W:3000mm \times H:2500mm, and the size of a single door is W:1000mm \times H:2500mm;
	There is a safety work door on one side of the house, equipped with a safety pressure lock device, the size of the small door opening is: W: 650mm \times H: 1800mm.
Fan system	YDW double-inlet fan, 2 sets of 3kw fans take in the air, total air supply volume is 20000m ³ /h, 6kw in total. The exhaust fan YDW double-inlet fan 1 *5KW fan exhaust The exhaust volume of each fan is 18000m ³ /h
Air filtration system	①Special air inlet cotton is used for primary filtration at the air inlet of the fan; ②Special sealing cotton is used at the air box air inlet for primary filtration; ③VF-600G high-grade filter cotton is used for high-efficiency filtration at the top of the static pressure chamber; ④ One layer of paint mist filter cotton is used at the exhaust box.
Heating system	Electrical heating ,diesel heating ,natural gas heating
Lighting device	LED Integrated lamp tube, The ceiling lights are equipped with 8 groups, each group of 4 tubes, achieving an illuminance of 800 lux, the light boxes are evenly distributed on both sides of the spray booth and hung on the top of the spray booth at an angle of 45 degrees. Lighting power: 0.9KW
Electronic control system	Including button control, power switch, lighting switch, heating switch, fan switch, fault indicator light, emergency stop switch; equipped with spray paint and baking paint Timing, over-temperature alarm, leakage protection, emergency stop and other functions, simple operation and high degree of automation
Base system	Height: 300mm, 30*4mm flat iron 2 rows of steel grille, 1.8mm galvanized pattern plate 3 rows of pattern plate
Air duct system	The standard configuration is 4 square air ducts (1 meters each) and 1 elbow.
Bellows system	①The air supply bellows and the exhaust bellows frame are welded by 40*40mm galvanized square pipes, and the outside is equipped with Equipped with an external door that is bent without a flower plate, it is reinforced, and the box body is separated from the room body by 100mm
Gross power	18-42KW



X-400



Size:

External size: 7000*5300*3300mm (LxWxH)

Internal size: 6900*3900*2600mm (LxWxH)



X-400

Room system:	<p>① The wall panel of the house is made of 50mm fireproof rock wool board, the thickness of the insulation board is 50mm, the single-layer color steel plate δ 0.4mm, and the rock wool bulk density is 100kg/cubic;</p> <p>② The top is δ 0.8mm color plate bending and buckle connection, and the top skeleton is welded with 40*60 square tube, which is firm and safe.</p> <p>③ The card slot and wrap angle are bent with δ 0.8mm color plate.</p>
Gate system	<p>① The gate design is a folding three-sheet metal large glass door, all handmade, with a built-in delta 0.8mm skeleton, a built-in mortise lock, and a glass observation window, which is convenient for observing the grinding situation in the room; the size of the gate opening is W:3000mm×H: 2500mm, the size of a single door is W:1000mm×H:2500mm;</p> <p>② There is a safety working door on one side of the room, equipped with a safety pressure lock device. When the pressure in the room reaches the limit, the safety door will automatically pop open to release the pressure, which is convenient and safe. It is equipped with a glass observation window, which is convenient for observing the grinding situation in the room. The small door The size of the door opening is: W:850mm×H:1800mm. (Electric leather curtain)</p>
Fan system	<p>The exhaust fan group adopts Jiangsu YDW type double intake fan; a total of 3KW fans are configured for exhaust air, and the exhaust air volume of each fan is 10000m³/h, with a total of 3KW.</p>
Air filtration system	<p>① The air intake is natural air intake and there are two sets of filter frames on the top</p> <p>② The top of the static pressure chamber adopts VF-800G advanced filter cotton for efficient filtration;</p>
Lighting device	<p>① The light box is made of high-quality delta 0.8mm galvanized steel sheet, folded and sprayed with plastic, and the lighting tubes are all LED integrated tubes, with high lighting brightness;</p> <p>② The ceiling lamp is equipped with 8 groups, each group of 3 lamps, realizes the illuminance of 700 lux, and realizes the operation area. No ghosting and blind spots inside;</p> <p>③ The surface of the lamp tube has a glass cover, and the frame is sprayed with plastic, which can prevent rust and be beautiful; the light boxes are evenly distributed on both sides of the spray booth and hang on the top of the spray booth at a 45-degree angle.</p> <p>④ Lighting power: 0.8KW.</p>
Controlling system	<p>Including button control, power switch, lighting switch, fan switch, fault indicator, emergency stop switch, emergency stop and other functions; simple operation and high degree of automation.</p>



Installation sample

