




# CAR WASHING MACHINE CATALOGUE



+86 198 1853 3191 – Mr. Tareq Salah  
[info@fasterhz.com](mailto:info@fasterhz.com)  
[www.fasterhz.com](http://www.fasterhz.com)



**Model : KL360-1**

Size of equipment:	L6200*W3600*H3000mm
Installation size:	L7000*W3700*H3100mm
Max washing size:	L5500*W2200*H2000mm
Air-dry power:	12kw (4PCS*3kw)
Water pump :	Pinfl 45+15kw
Water consumption:	150L/Car
Total power:	30 kw
Air pressure:	8 bar
Washing power:	60-80KGS
Washing Time:	3-8 mins/car
power consumption:	0.5-1 kwh/car
Washing liquid Consumption:	50ml/car
Water wax consumption:	500-1000ml ,Controllable
Chemical Mixing System:	Metering pump automatic proportioning



**Model : KL360 Plus**

Size of equipment:	L7500*W3800*H3350mm
Installation size:	L7500*W3800*H3400mm
Max washing size:	L5900*W2200*H2050mm
Air-dry power:	22kw (4PCS*5.5kw) Siemens motor
Water pump :	Pinfl 36+22kw
water consumption:	200L/Car
Total power:	45 kw
Air pressure:	10 bar
Washing power:	80-100KGS
Washing Time:	3-8 mins/car
power consumption:	1-1.5kwh/car
Washing liquid Consumption:	70ml/car
Water wax consumption:	500-1000ml ,Controllable
Chemical Mixing System:	Metering pump automatic proportioning


**Model : KL360-2**

Size of equipment:	L6200*W3600*H3000mm
Installation size:	L7000*W3700*H3100mm
Max washing size:	L5500*W2200*H2000mm
Air-dry power:	12kw (4PCS*3kw)
Water pump :	Pinfl 45+15kw
Water consumption:	150L/Car
Total power:	30kw
Air pressure:	8 bar
Washing power:	60-80KGS
Washing Time:	3-8 mins/car
power consumption:	0.5-1 kwh/car
Washing liquid Consumption:	60ml/car
Water wax consumption:	500-1000ml ,Controllable
Chemical Mixing System:	Metering pump automatic proportioning



**Model : KL360 Premium**

Size of equipment:	L7500*W3800*H3350mm
Installation size:	L7500*W3800*H3400mm
Max washing size:	L5900*W2200*H2050mm
Air-dry power:	Air-dry power total 33kw 22kw( 4pcs * 5.5kw ) Side air drying system 11kw (2pcs * 5.5kw ) Siemens motor
Water pump :	Pinfl 36+22kw
water consumption:	200L/Car
Total power:	56 kw
Air pressure:	10 bar
Washing power:	80-100KGS
Washing Time:	3-8 mins/car
power consumption:	1-1.5kwh/car
Washing liquid Consumption:	70ml/car
Water wax consumption:	500-1000ml ,Controllable
Chemical Mixing System:	Metering pump automatic proportioning



➤ PRODUCTS (TUNNEL AUTOMATIC CAR WASH MACHINE)



Model:KL-9SF  
9brushes tunnel car wash machine  
Air-dry power 12kw( 4PCS \* 3KW )



Size of equipment:	12500*4000*3000MM (L*W*H)
Installation size:	12500*4500*3500MM (L*W*H)
Max washing size:	No limitation*2300*2100MM (L*W*H)
Air-dry power:	2pcs * 5.5kw 4pcs * 4kw
Water consumption:	≤100L /vehicle
Total power:	Running power : Max 28KW Start power : 30KW (to be safe pls prepare 35-40KW supply )
Brushes:	One top long brush Four side long brushes Four side skirt brushes
Equipment Moving Speed:	8.5m/min
Washing Time:	adjustable
Power consumption:	0.7kwh/car
Shampoo consumption:	7ml/car
Water wax consumption:	12ml
Chemical Mixing System:	Metering pump automatic proportioning

➤ PRODUCTS (ROLLOVER CAR WASH MACHINE)



Model:KL-5VF  
5 Brushes Automatic Rollover Car Wash Machine  
Blower Fixed For Car



Size of equipment:	3500×2200×2900mm (L*W*H)
Installation size:	11000×3700mm×3200mm (L*W*H)
Max washing size:	6000*2200*2000MM (L*W*H)
Air-dry power:	12KW (4pcs*3KW on top)
Water consumption:	80L /vehicle
Total power:	20.5KW
Brushes:	One top long brush Four side long brushes
Chemical Mixing System:	Metering pump automatic proportioning

Model:KL-5VF  
5 Brushes Automatic Rollover Car Wash Machine  
Blower Automatically Up & Down For Car



Size of equipment:	3500×2200×2900mm (L*W*H)
Installation size:	11000×3700mm×3200mm (L*W*H)
Max washing size:	6000*2200*2000MM (L*W*H)
Air-dry power:	12KW (2pcs*3KW on top,2pcs*3KW at sides)
Water consumption:	80L /vehicle
Total power:	20.5KW
Brushes:	One top long brush Four side long brushes
Chemical Mixing System:	Metering pump automatic proportioning

Model:KL-7VF  
7 Brushes Automatic Rollover Car Wash Machine



Size of equipment:	3500×2200×2900mm (L*W*H)
Installation size:	11000×3700mm×3200mm (L*W*H)
Max washing size:	6000*2200*2000MM (L*W*H)
Air-dry power:	12KW (2pcs*3KW on top,2pcs*3KW at sides)
Water consumption:	80L /vehicle
Total power:	20.5KW
Brushes:	One top long brush Four side long brushes Two wheel brushes
Chemical Mixing System:	Metering pump automatic proportioning

➤ PRODUCTS (AUTOMATIC BUS WASH MACHINE)



Model:KL-6VF  
No-brushes,  
high water pressure  
Automatic Rollover  
Car Wash Machine

Wash Bay Sizes(mm):	9000*4200*3200 (L*W*H)
Max washing size:	5600*2100*2100 (L*W*H)
Air-dry power:	4pcs*5.5KW fixed air dryer
Water pump :	380v /18.5kw
Water consumption:	100L-200L /vehicle
Total power:	45Kw
Rail Length(mm):	9000mm
Chemical Mixing System:	Metering pump automatic proportioning

➤ PRODUCTS (AUTOMATIC BUS WASH MACHINE)



Model:KL-DBUS

Drive Through  
Automatic  
Bus Washing  
Machine



Model:YK-450  
Roll Over 5 Brushes Automatic  
Bus Washing Machine  
Blower Fixed



Model:KL-RBUS

Roll Over  
Automatic Bus  
Washing Machine



### KL-1016A

#### 4大功能 FUNCTIONS

漏电保护 Leakage protection  
过载保护 Over load protection  
延时关机 Delay shutdown  
关枪停机 Shutdown gun

#### 适用范围 APPLICATION

大中型洗车场, 物业小区清洗 Car washing store  
汽车4S店, 洗车美容清洗  
Auto 4s shops, automotive beauty shops washing  
建筑物外墙、浴池、游泳池清洗  
Facades, bath, swimming pool cleaning  
食品加工厂、养殖场, 机械设备清洗  
Food processing plants, farms, mechanical equipments cleaning

#### 产品特点 PRODUCT FEATURE

电机质保2年(无缺相)  
2 Years guarantee for the motor(No lack of phase)  
耐用级带过载四极铝壳电机(国标)  
Durable four-pole aluminum housing GB standard motor with safeguard of over loading  
实心耐磨性好喷瓷(陶)柱塞  
Solid stainless steel sparyed porcelain plunger with heat treatment  
超过60分钟不开机, 自动切断电源  
Auto cut off power when over 60 mins no working  
本机可连续24小时工作  
Then machine can 24 hours continuous working

#### 配件展示 ACCESSORIES



#### 性能参数 SPECIFICATION

产品型号 Model	电机功率 Matching power (kw)	电压 Volatage (V)	电机转速 Motor speed (r.p.m)	最大压力 Max pressure (Psi)/(Bar)	最大流量 Max flow (gpm)/(lpm)	匹配型号 Models of pump matched	净重 Net weight (kg)	毛重 Gross weight (kg)	包装尺寸 Carton measurement (cm)
KL-1016A	2.2	220	1450	1450/100	4.3/16	KL1610CF1	51	62.5	65×51.5×55
KL-1216A	3.0	380	1450	1740/120	4.3/16	KL1612CF1	50.5	62.5	65×51.5×55
KL-1511A	3.0	220	1450	2175/150	3.0/11	KL1615CF1	51	62.5	65×51.5×55
KL-1716A	4.0	380	1450	2465/170	4.3/16	KL1617CF1	57	68.5	65×51.5×55



# STEAM CLEANER



## Model:KL-8500A

**Clean water High pressure**  
**High temperature No chemical residues**

### 3 super functions:

- Super strong power
- Ultrahigh temperature, ultrahigh pressure 6.5bar.157°C
- Extra long working-hours: 15L water tank, None-stop working



型号 Model	电源 Power Supply	功率 Rated Power	最高蒸汽压力 Pressure of steam	蒸汽温度 Temperature of steam	水箱容量 Capacity of water tank	重量 Weight	外形尺寸 Measurements
KL 7500A	220V 50Hz	8000W	6.2-6.5bar	157°C	15 L	49kg	101x54 x 90cm
KL 8500A	380V 50Hz	9000W	6.2-6.5bar	157°C	15 L	49kg	101x54 x 90cm
KL10000A	220V 50Hz	8500W	8.2-8.5bar	180°C	15 L	51kg	101x54 x 90cm
KL12000A	380V 50Hz	12500W	8.2-8.5bar	180°C	15 L	51kg	101x54 x 90cm
KL18000A	380V 50Hz	18500W	8.2-8.5bar	180°C	15 L	51kg	101x54 x 90cm

## Model:KL-6500A

**Water-saving up to 90%**

Water-saving:1.5-2.5L/per minute water consumption, saving up to 90%



型号 Model	电源 Power	功率 Power Consumption	耗水 Water consumption	最高蒸汽压力 Pressure of steam	水箱容量 Capacity of water tank	尺寸 Measurements	重量 Weight
KL4500A	220V 50Hz	8100W	1.5-2.5L/min	6.2-6.5bar	57L	102x52x100cm	82kg
KL6500A	380V 50Hz	9100W	1.5-2.5L/min	6.2-6.5bar	57L	102x52x100cm	82kg
KL4900A	220V 50Hz	8600W	1.5-2.5L/min	8.2-8.5bar	57L	102x52x100cm	84kg
KL6900A	380V 50Hz	12600W	1.5-2.5L/min	8.2-8.5bar	57L	102x52x100cm	84kg
KL18000A	380V 50Hz	18600W	1.5-2.5L/min	8.2-8.5bar	57L	102x52x100cm	84kg

## Model:KL-S8500A

**One time completion of steam and vacuum cleaning**  
**Clean water High temperature**  
**High pressure No chemical residues**

### Multifunctional Steam Cleaner

Two characteristics

- Double functions of steam spray cleaning and steam washing and suction
- Two steam guns can work at the same time



型号 Model	电源 Power Supply	功率 Rated Power	最高蒸汽压力 Pressure of steam	蒸汽温度 Temperature of steam	水箱容量 Capacity of water tank	重量 Weight	外形尺寸 Measurements
KL S7500A	220V 50Hz	8000+1000W	6.2-6.5bar	157°C	15 L	65kg	101x54 x 133cm
KL S8500A	380V 50Hz	9000+1000W	6.2-6.5bar	157°C	15 L	65kg	101x54 x 133cm
KL S10000A	220V 50Hz	8500+1000W	8.2-8.5bar	180°C	15 L	68kg	101x54 x 133cm
KL S12000A	380V 50Hz	12500+1000W	8.2-8.5bar	180°C	15 L	68kg	101x54 x 133cm
KL S18000A	380V 50Hz	18500+1000W	8.2-8.5bar	180°C	15 L	68kg	101x54 x 133cm

# VACUUM CLEANER



## Model:KL-70L-A



Power 功率	Cooling System 冷却模式	Vacuum 真空吸力	Capacity 容量	Height 高度	Diameter 桶身直径	Air Flow 汽流量
3000W	Recycle 循环	2000mmH20	70L	93cm	43.5cm	106L/s
Function 功能	Voltage 电压	Length of cable 电线	Package Size 包装规格	Packages Number 包装数量	Gross Weight 毛重	
Wet/Dry 吸尘/吸水	220V-240V 50-60HZ	5M	51.5x57.5x94.5cm	1PC 1台/箱	25.5kg	



## Model:KL-100L-A



Power 功率	Cooling System 冷却模式	Vacuum 真空吸力	Capacity 容量	Height 高度	Diameter 桶身直径	Air Flow 汽流量
4500W	Recycle 循环	3000mmH20	100L	99cm	43cm	120L/s
Function 功能	Voltage 电压	Length of cable 电线	Package Size 包装规格	Packages Number 包装数量	Gross Weight 毛重	
Wet/Dry 吸尘/吸水	220V-240V 50-60HZ	5M	51x58x100cm	1PC 1台/箱	28.5kg	

## AUTOMATIC MAT CLEANER



Model:KL-TJ638



### Features:

Adopt dry-type bubble spray cleaning technology, maximum efficient dust removal, low moisture content immediately use after clean.

Instant service: 20 SECONDS only to clean one carpet.

High quality water absorb rod using imported Japanese material, effectively clean the leftover of dirt and bubble.

With water absorb rod showering function, to keep the water absorb rod clean.

Inner electricity leakage protection device for safety.

KL-TJ638 combines three functions of Foam Wash, Water Wash, and Mixed foam+water Wash in ONE machine. You are free to choose any one of the three modes to clean your car mats according to the degree of pollution.

型号 Model	清洗方式 Method Of Cleaning	电源 Power Supply	功率 Power Consumption	清洗地毯尺寸 Carpet Measurement	外形尺寸 Measurement	重量 Weight
TJ628	泡沫清洗,免脱水 Foam cleaning, Free of spinning	220V 50Hz	300W	≤60cm	94x50x102cm	82kg
TJ638	水洗、泡沫洗、混合洗 Mixed water + foam wash	220V 50Hz	300W	≤60cm	94x50 x102cm	85kg

## CARPET QUICK DRYER & DISINFECTOR



Model:KL-TS728

**10 minutes only to dry and disinfect car carpet Choice of Health**  
**Sterilizing rate 99.99%**

### Features:

Fast temperature rise & strong air flow drives away the humidity quickly.

Adopt high pressure ionization to generate powerful oxidations to kill the bacteria and virus.

Effective, low cost and chemical free. Temperature adjustable for various carpets of different material, Safe and reliable.

High quality heat insulating material for heat insulation and Flame retardancy, avoid heat loss.

Maximum 10 pcs carpets at a time

**地毯消毒、速干机**  
Carpet Quick Dryer & Disinfector



**健康之选**  
**杀菌率99.99%**  
Choice of Health.  
Sterilizing rate 99.99%

Model	Function	Power Supply	Power Consumption	Weight	Measurements
KL-TS718	Without Disinfection	220V50Hz	3000W+250W	60kg	80x60x130cm
KL-TS728	With Disinfection	380V50Hz	3000W+250W+50W	60kg	80x60x130cm

# WASTE WATER TREATMENT SYSTEM



# CAR WASHING DETERGENT



## Waste Water Treatment System Stainless Steel Frame

Capacity: 4m<sup>3</sup>/hour ~10m<sup>3</sup>/hour ,all available 4 /6 steps processing

Customized producing acceptable



Pre-soak



Shampoo



Water wax



V-0.25/8



产品参数 PRODUCT PARAMETERS

功率 HP/KW	排气量 m <sup>3</sup> /min	压力 Kg/cm <sup>2</sup>	缸径X数量 mm	储气罐 L	外型尺寸 LxWxH(cm)
3/2.2	0.25	8	65x2	85	108x48x83


Model:	V-0.25/8
Measurement:	108*48*83cm
Air receiver:	85L
Power Consumption:	3HP/2.2KW
Working Pressure:	8kg/m <sup>2</sup>
Exhaust volume:	0.25M <sup>3</sup> /min
The diameter of the cylinder:	65mm
The quantity of the cylinders:	2pcs



Coin-operated car wash" or a "coin-operated self-service car wash. Customers can use coins to activate the car wash equipment and pay for the cleaning services.

The coin-operated system allows customers to control the duration and type of wash by inserting the required amount of coins into the machine.


# FLOOR GRILLES & LED WALL LIGHTS




## Plastic PP Interlocking Garage Floor Tile

**Thickness:**  
2.0cm/3.0cm/4.0cm/5.0cm/  
6.0cm **Size:**40\*40cm


**Color:**  
blue/red/yellow/grey/black/  
green



## Led Wall Lights



**size:** 2.4\*4.8m  
**power supply:** 720W




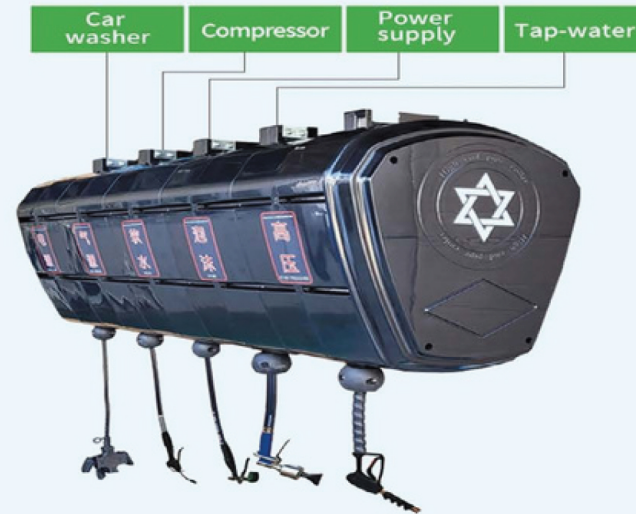
## Led Wall Lights (Nine-square grid)

**size:**1.8\*3.6m  
**power supply:**800W

# HOSE REEL BOX



- ▶ The combination hose reel can be matched according to your needs .
- ▶ Such as: high pressure water+air+electricity+single foam gun+dual foam gun+faucet water+water wax
- ▶ Material :Copper shaft copper sleeve, steel coil spring, iron disc, electroplating lock sheet, ABS engineering plastic case.



## Application Scenarios



Vehicle repair shop



Car beauty shop



Automobile 4S shop



Assembly shop